

Worksheet: Moitiés de cercles et de rectangles




Dans cette feuille d'activités, nous nous entraînerons à diviser les rectangles et les cercles en deux parties égales, décrire chaque partie en utilisant le mot moitié et indiquer le nombre de moitiés dans un tout.

Q1:

Sélectionne une figure ayant la moitié colorée.


A



B

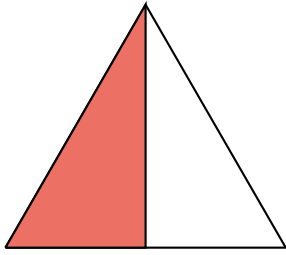


C




Q2:

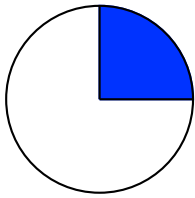
Quelles figures sont colorées à moitié?



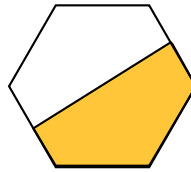
(a)



(b)



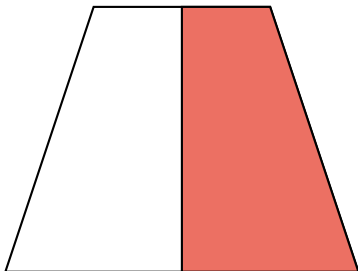
(c)



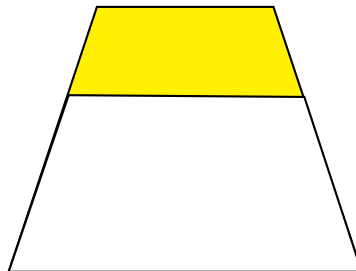
(d)

Q3:

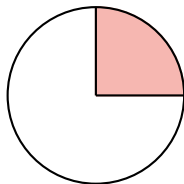
Quelles figures sont colorées à moitié?



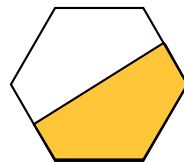
(a)



(b)



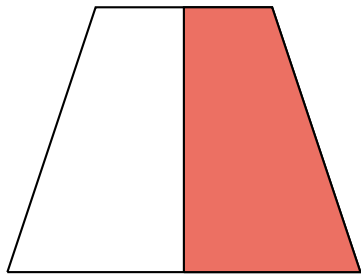
(c)



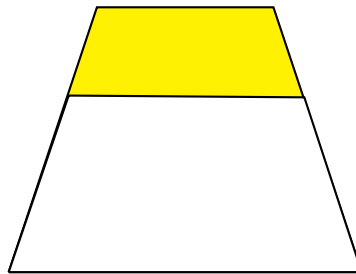
(d)

Q4:

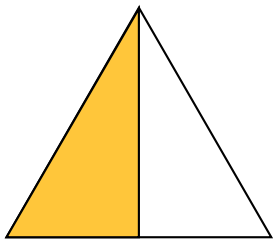
Quelles figures sont colorées à moitié?




(a)



(b)



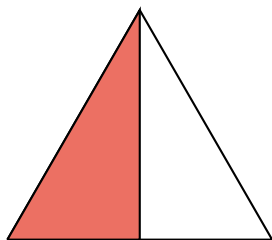
(c)



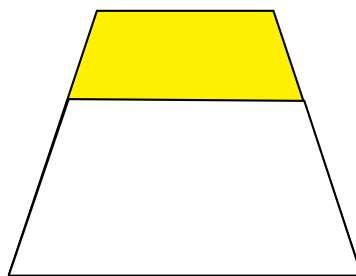
(d)

Q5:

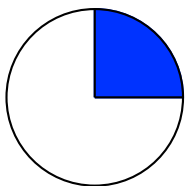
Quelles figures sont colorées à moitié?



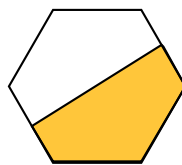
(a)



(b)



(c)



(d)