


Worksheet: Halves




Q1: One half of this shape has been shaded.



Complete: There are ___ halves in the whole shape.

- A 2
- B 4
- C 1


Q2: Pick a shape that has one half colored.



A



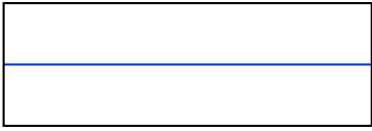
B



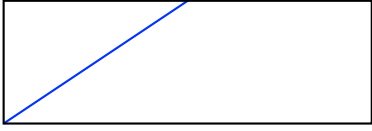
C

Q3: Pick one way to divide a rectangle into halves.

A



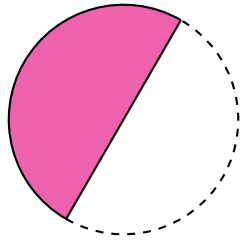
B



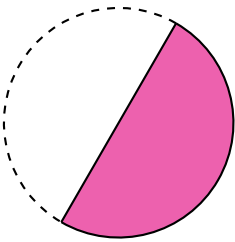
C



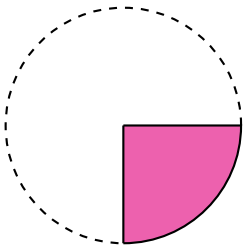
Q4: Here is half of a circle.



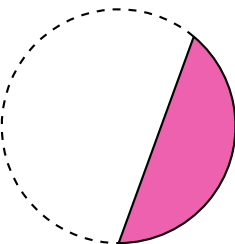
Which piece do you need to make a whole circle?



A




B



C

Q5: Here is a shape.



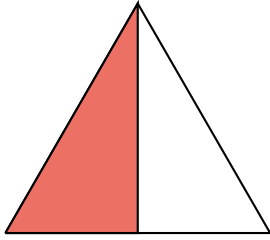
▶ The shape is divided into ___ equal parts.

- A 3
- B 2
- C 4

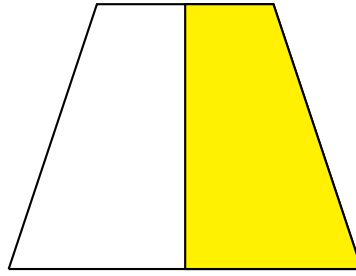
▶ One-___ of the shape is shaded.

- A half
- B quarter

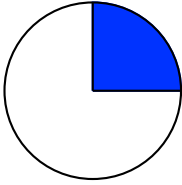
Q6: Which figures have one-half shaded?



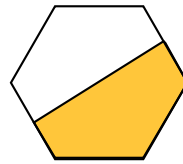
(a)



(b)



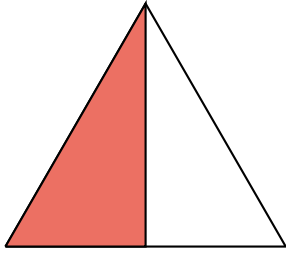
(c)




(d)

- A (a)
- B (a) and (b)
- C (a), (b), and (d)
- D (a), (b), (c), and (d)

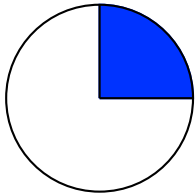
Q7: Which figures have one-half shaded?



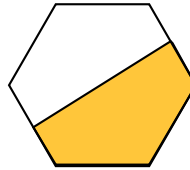
(a)



(b)



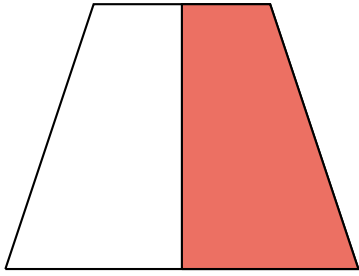
(c)



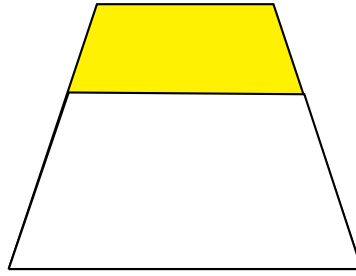
(d)

- A (a)
- B (a), (b)
- C (a), (b), (c), (d)
- D (a), (b), (d)

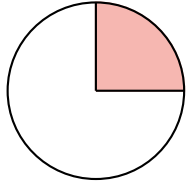
Q8: Which figures have one-half shaded?



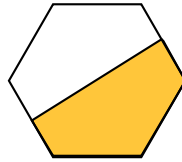
(a)



(b)



(c)



(d)

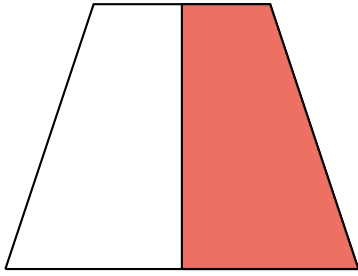
A (a), (b), (d)

B (a), (d)

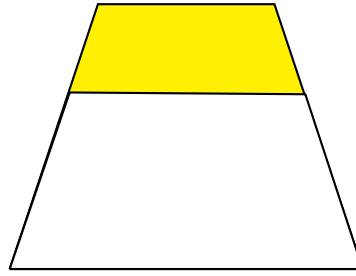
C (a), (b), (c), (d)

D (a)

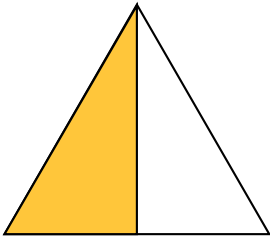
Q9: Which figures have one-half shaded?




(a)



(b)



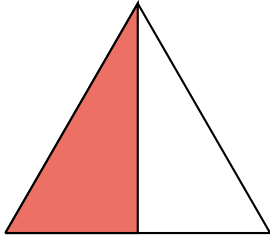
(c)



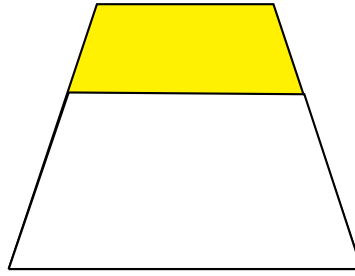
(d)

- A (a), (b), (c), (d)
- B (a)
- C (c), (d)
- D (a), (c), (d)

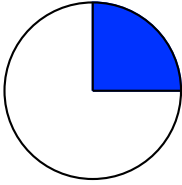
Q10: Which figures have one-half shaded?



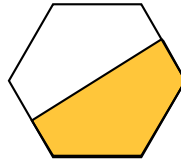
(a)



(b)



(c)



(d)


A (a), (b), (d)

B (a), (d)

C (a), (b), (c), (d)


D (a)

Q11: James is going to share his sandwich with a friend.




Question Video


► They will each get one-half of the sandwich. Which picture shows this?



A



B



C

► Complete: There are equal parts in the whole sandwich.

A 4

B 1

C 2